

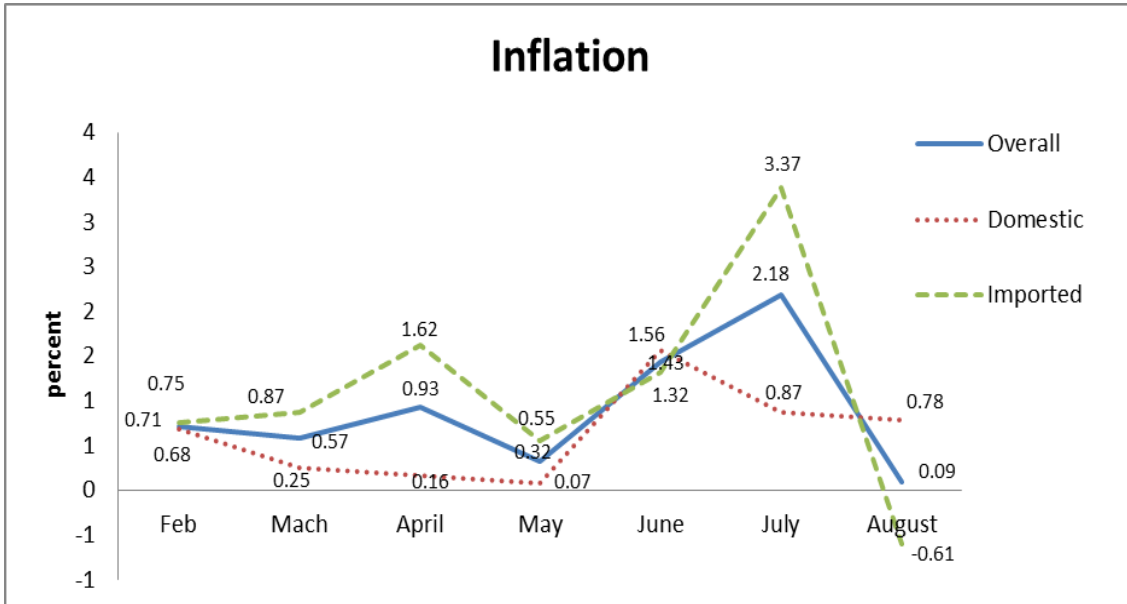
**National Statistics Bureau,
Royal Government of Bhutan
Friday 27 September 2013, for release at 14:00 p.m**

**CONSUMER PRICE INDEX (CPI)
August 2013: PRESS RELEASE**

In August 2013, the overall CPI inflation was 0.09 percent, indicating an increase in the prices of consumer goods and services by 0.09 percent from previous month (July).

The inflation for August was mainly from the domestic goods and services which increased by 0.78 percent while overall price for imported goods fell by 0.61 percent mainly due to decrease in the price of kerosene and gas cylinder.

Monthly Consumer Price Index (CPI)

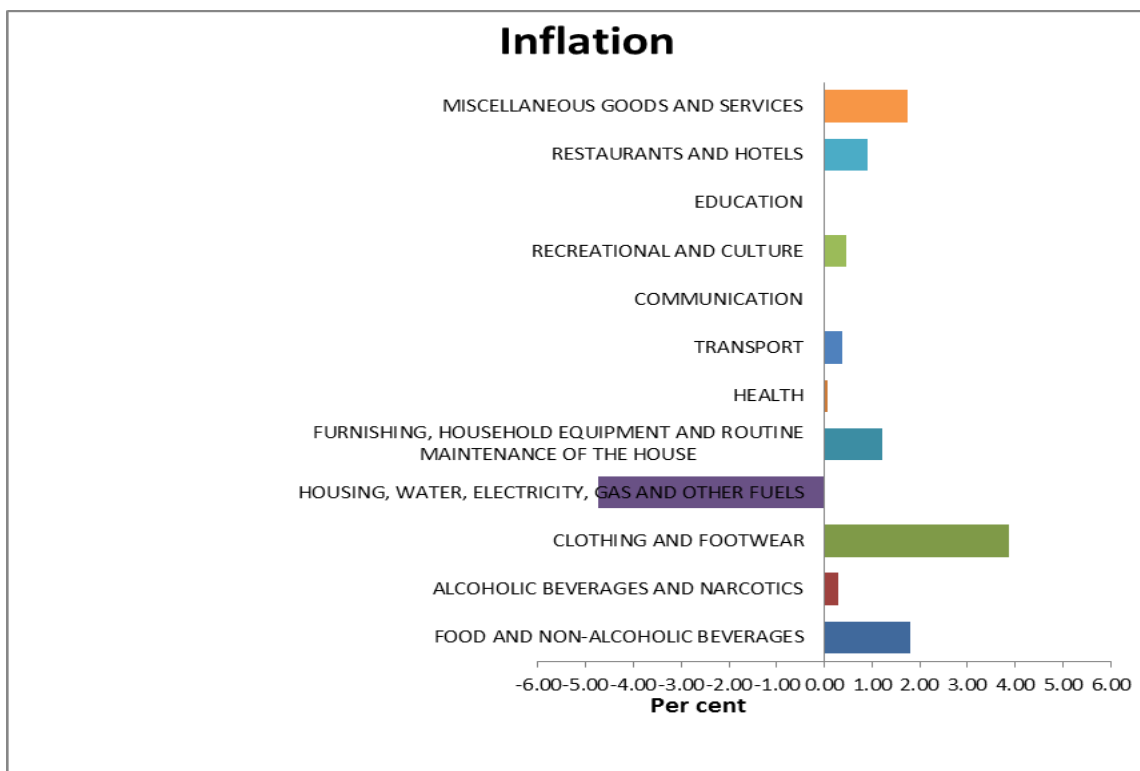


Month-on-Month Inflation Rate: Overall, Domestic and Imported Goods and services

Main Contributions to the Overall Monthly Inflation

At the 12 major group levels, the main contribution to the overall increase in CPI came from food & non-alcoholic beverages and clothing & footwear which recorded an increase of 1.79 percent and 3.87 percent respectively. Minimal increase was also recorded in other groups except in housing, water, electricity, gas and other fuel groups which fell by 4.73 percent due to drop in prices of kerosene and gas cylinder by more than 50 percent.

Month-on-Month Percent change-12 Major groups



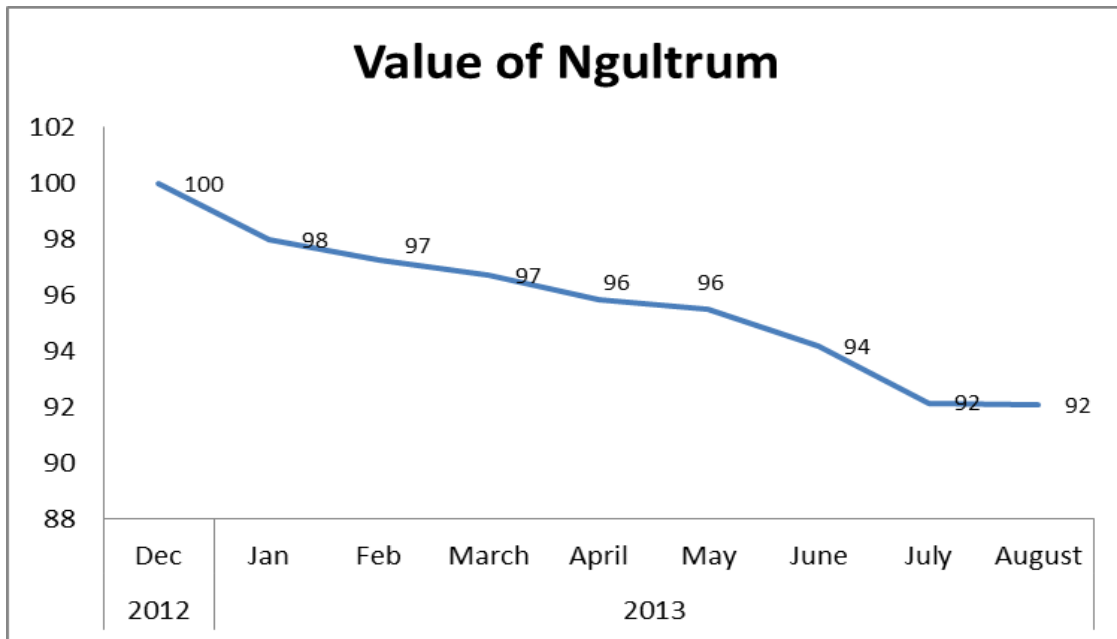
The Year-on-Year Inflation

The year on year inflation was 5.51 percent (that is, from second quarter 2012 to second quarter 2013). The inflation in the same quarter a year ago was 13.53 percent.



Year-on-Year Inflation Rate Purchasing Power of Ngultrum (PPN)

The Purchasing power of Ngultrum as of August 2013 is 92 Ngultrum. This means, Ngultrum 100 in August 2013 is worth Ngultrum 92 at December 2012 prices.



For more information refer to our main report

Website www.nsb.gov.bt

Price Section

Contact 975 2 335851/326802

Fax # 975-2-323069

