

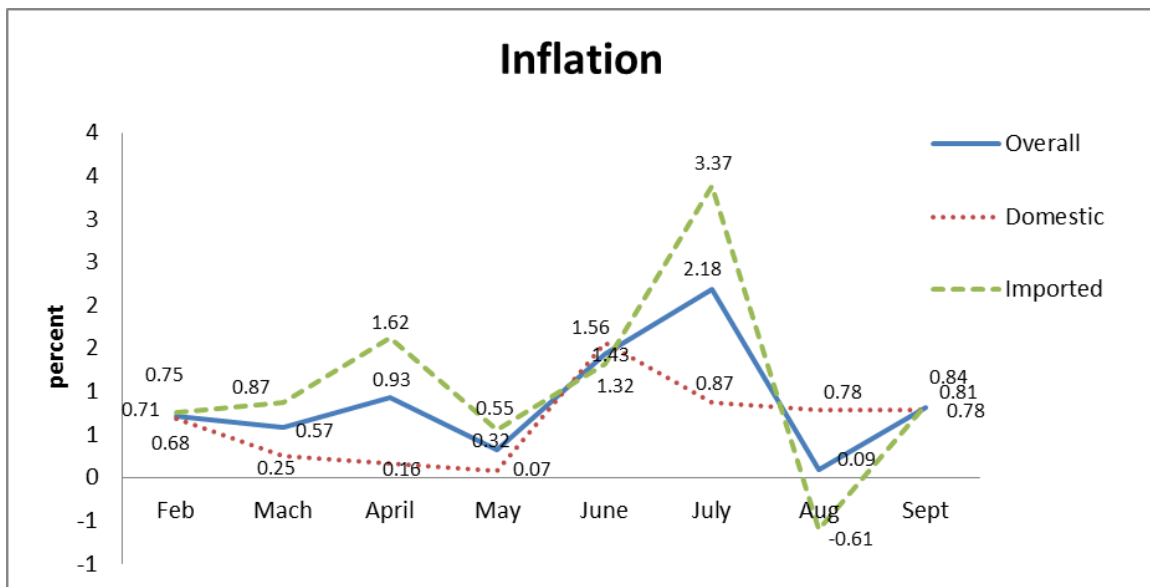
**National Statistics Bureau,
Royal Government of Bhutan
Monday 18 November 2013, for release at 14:00 p.m**

**CONSUMER PRICE INDEX (CPI)
September 2013: PRESS RELEASE**

In September 2013, the overall CPI inflation was 0.81 percent, indicating an increase in the prices of consumer goods and services by 0.81 percent from previous month (August).

The inflation for September was due to increase in both the domestic goods and services by 0.78 percent and imported goods by 0.84 percent.

Monthly Consumer Price Index (CPI)

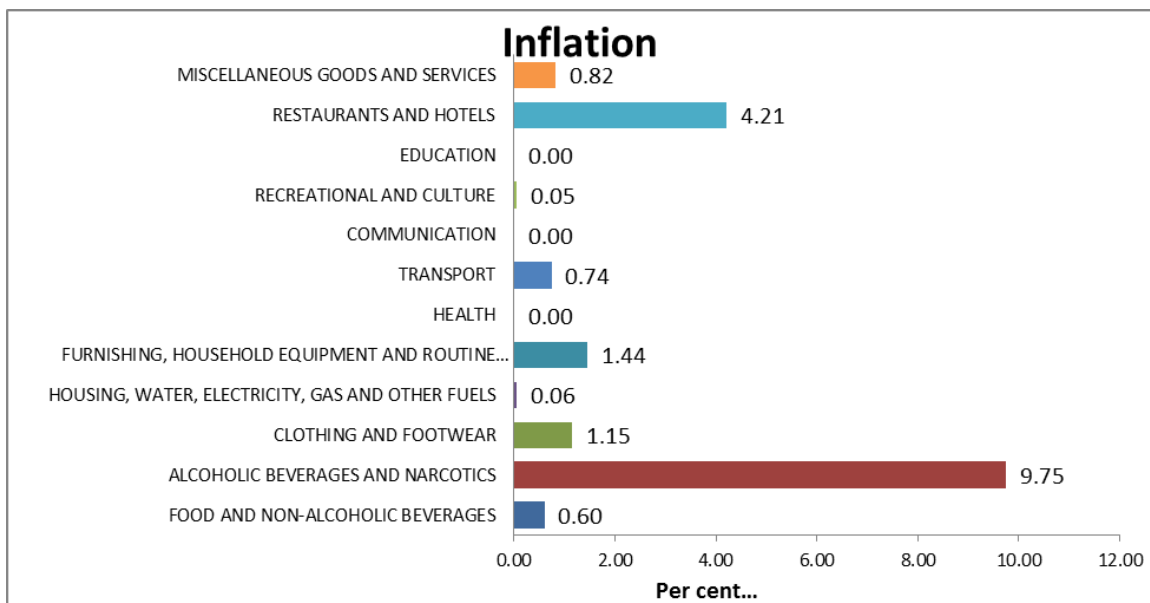


Month-on-Month Inflation Rate: Overall, Domestic and Imported Goods and services

Main Contributions to the Overall Monthly Inflation

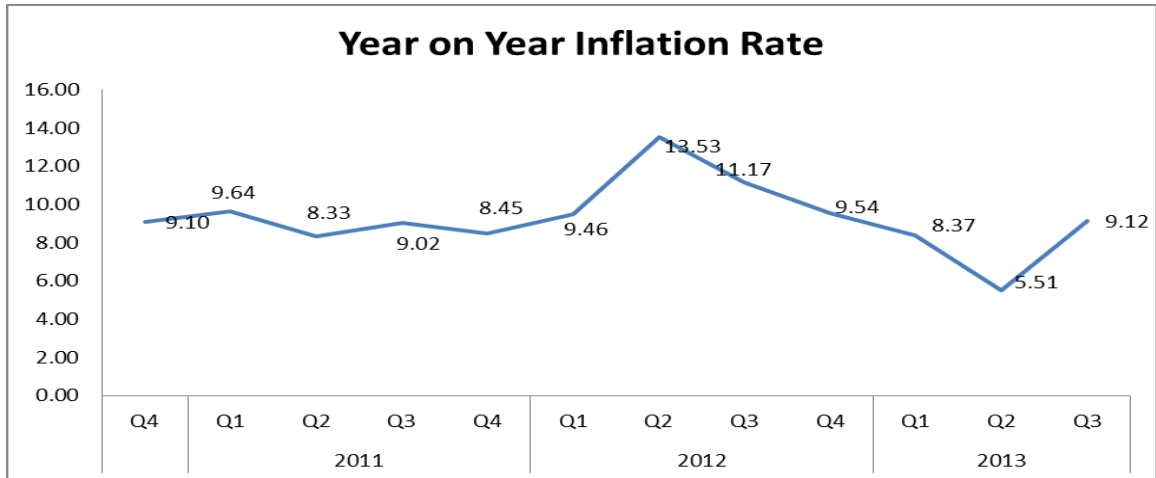
At the 12 major group levels, the main contribution to the overall increase in CPI came from alcoholic beverages & narcotics which increased by 9.75 percent, food & non-alcoholic beverages by 0.60 percent and clothing & footwear which went up by 1.15 percent mainly due to its high weight or share in the total consumption basket.

Month-on-Month Percent change-12 Major groups



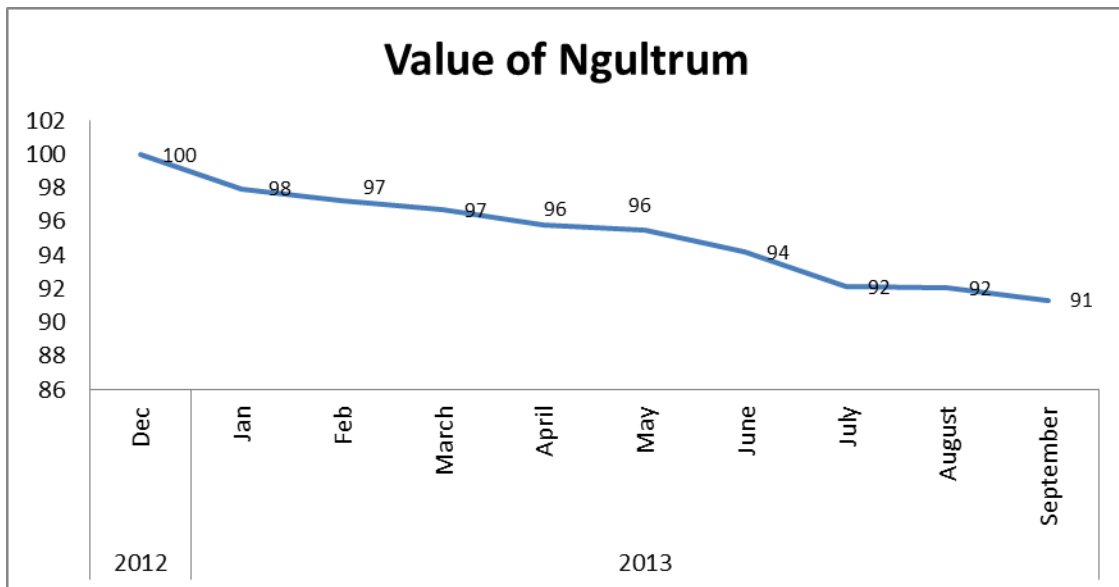
The Year-on-Year Inflation

The year on year inflation for the third quarter was 9.12 percent (that is, from third quarter 2012 to third quarter 2013). The increase was associated with a corresponding increase in alcoholic beverages & narcotics by 23.05 percent. Clothing, housing, electricity, gas & other fuels, household equipment, restaurants & hotels and other miscellaneous services all increase by more than 10 percent over the past one year.



Purchasing Power of Ngultrum (PPN)

The Purchasing power of Ngultrum as of September 2013 is 91 Ngultrum. This means, Ngultrum 100 in September 2013 is worth Ngultrum 91 at December 2012 prices.



For more information refer to our main report

Website www.nsb.gov.bt

Price Section

Contact 975 2 335851/326802

Fax # 975-2-323069