




WORLD STATISTICS DAY

20th October 2024

THEME: USE OF DATA FOR DECISION MAKING



POPULATION



Population by Age Group and Percentage

| Age Group | Population | Percentage |
|-----------|------------|------------|
| 0-14 | 176,808 | 23% |
| 15-64 | 546,525 | 70% |
| 65+ | 53,891 | 7% |

Source: Population Projection Bhutan 2017 - 47

LABOUR & EMPLOYMENT

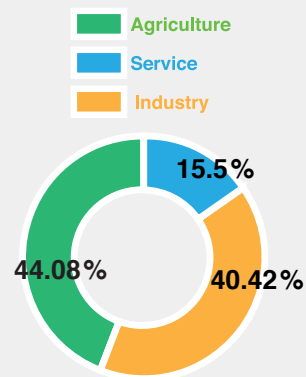
Unemployment Rate 2024



Youth Unemployment Rate 2024



Employment by Sectors 2024



Source: 3rd Quarter LFS 2024

NATIONAL ACCOUNTS (2024)



GDP (Nu. In million)
249,388.19



GDP growth
4.88%



Investment as % of GDP
45.18%

Source: National Accounts Report 2024, NSB

INFLATION

Inflation Rate (August) 2024

2.05%



Annual Average Inflation Rate 2023

5.63%




Source: Monthly CPI August 2024, NSB

FOREIGN TRADE (MILLION NU.) 2ND QTR. 2024



Export 12,500.42



Import 26,687.16



Balance of Trade -14,186.74

Source: Department of Revenue and Customs, MoF

EDUCATION



National Literacy Rate (6 years and above) 70.6%

Youth Literacy Rate 97.7%

Source: BLSS 2022, NSB

POVERTY



Poverty Rate 12.4%

MMPI 17.8%

MPI 2.1%

Source: PAR & MPI 2022, NSB

HEALTH




General Fertility Rate (GFR) 75.2



Crude Birth Rate (per 1000 population) 18



Total Fertility Rate (TFR) 1.7



Crude Death Rate (per 1000 population) 8.5

Source: National Health Survey 2023, MoH